



CENTRAL BANK
of BELIZE

People Focused. Purpose Driven

Know Your Money: 2025 Banknote Series



New Look, Same Value!



Agenda

1. Why were the Designs Updated?
2. Key Characteristics
3. What Remains the Same?
4. What's New?
5. How to handle your new banknotes
6. How to authenticate your new banknotes
7. Design & Security Features

Why were the Designs Updated?




- The most recent series of notes featuring the monarch went into circulation in 1990; 35 years ago.
- Currency designs are usually updated every 7-10 years to deter counterfeiting and keep up with advancements in currency design. Belize's currency exceeded this lifespan.
- The passing of Her Majesty Queen Elizabeth II in 2022 prompted a review of the currency design.
- The new banknotes celebrate Belize's cultural heritage by honoring the two recipients of Belize's highest honor, "Order of the National Hero".

Belize's New Banknotes: Key Characteristics

All banknotes contain:

- Central Bank of Belize title
- Denomination
- Legal tender statement
- Signatures
- Serial numbers
- Front – National hero
- Reverse – Unique Themes
- National symbols
- Unique color



What Remains the Same?

- **Color Scheme**

New notes follows a similar color scheme as the previous series.

- **Size of Notes**

Notes are the same size as previous series:

- **150mm x 75mm** for the \$100 and \$50
- **140mm x 70mm** for the \$20, \$10, \$5, and \$2 notes.

- **Material**

Notes are made from the same material as previous series (cotton substrate)

- **Value**

Notes maintain the same value (pegged BZ\$2 to USD \$1)

Banknotes Color Scheme Comparisons




What Features are New?

Some new features include:

- **Tactile Marks**

New feature introduced to help the visually impaired distinguish denominations



- **Advanced Security Threads**

New, color-shifting threads introduced.



- **Holographic Foil Stripes**

New feature introduced to the \$10,\$20,\$50,\$100



- **UV Features**

New, updated UV features on all denominations



Handling Your New Banknotes

- New banknotes may feel slightly different to previous series due to the design but can be handled just as easily.
- Always check and count carefully when giving or receiving banknotes
- Please treat your banknotes with respect – Don't tear, staple or write on your banknotes!
- Intentionally damaging/mutilating currency is a criminal offence under the Belize Criminal Code and may result in a fine.





Four Ways to Authenticate Your Banknotes

LOOK

FEEL

TILT

CHECK



Authenticating Your New Banknotes

Top tips:

Look closely at the banknote

- Hold up to the light
- Look for the watermark
- Hide and reveal numeral
- Crisp, clear printing

Feel the banknote

- Cotton paper feels different to commercial wood paper
- Raised print
- Tactile features

Tilt and move the banknote around

- Security threads with colour changing effects and movement
- Holographic stripes on high denominations

Check the banknotes carefully

- Use UV lamps and magnifying lenses wherever possible

Compare with a banknote you know to be genuine

\$2: Design & Theme

Predominant colour: Purple

Theme: Waterfalls and Rivers of Belize

Front:

- Portrait: Hon. Philip Goldson
- Antelope Waterfall, Mayflower Bocawina National Park.
- Black Orchid in the Security thread

Back:


- Sapodilla Waterfall, Eljio Panti National Park
- 1000 Foot Falls
- Rio Grande River, Toledo District
- Map of Belize



\$2: Security Features

Look - The below features can be seen with the naked eyes



- **Watermark and Electrotpe** - Hold the note up to the light to reveal the portrait watermark. The highlight numeral will correspond to the value of the banknote.
- **See-through feature** - The banknote denomination and Mayan numeral are printed half on the front and half on the back. When you hold the note up to the light the image completes in perfect register



\$2: Security Features Cont'd

Feel - The below features can be felt with your fingers:

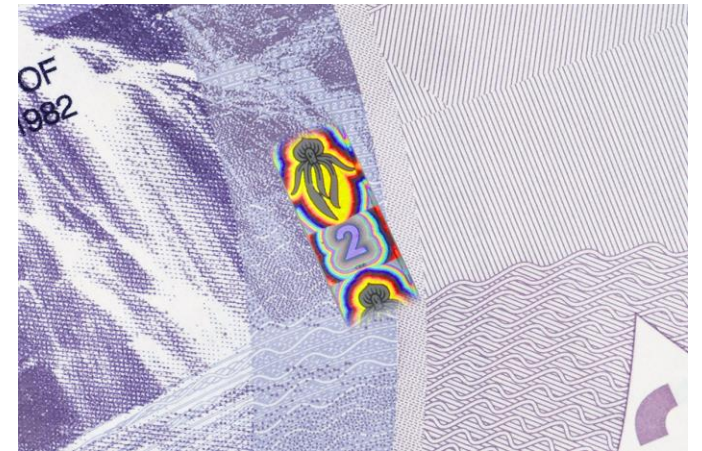
- Cotton banknote paper feels different to commercial paper. The new design may feel slightly different to previous series.
- **Raised Print** - Run your fingers over the portrait and text on the front of the note. The text should feel raised against the surface
- **Tactile Bars** - Run your fingers over the edges on the front of the notes to feel the tactile bars



\$2: Security Features Cont'd

Tilt - The below features can be seen when tilted:


- **LIFT:** Tilt the banknote to see the denomination numeral only visible when viewed at an oblique angle
- **Pure Image thread:**
 - Tilt the banknote to see the pulsating movement of the Orchid
 - The numeral denomination rainbows in colour when tilted.



\$2: Security Features Cont'd

Check - The below features can be checked with a tool:

- **Microtext** - Using a magnifier look for the microtext reading
- **UV light** - Areas of the note light up in distinctly different colours when viewed under UV light.



\$5: Design & Theme

Predominant colour: Red

Theme: Historical buildings of Belize

Front:

- Portrait: Rt. Hon. George Cadle Price
- National Assembly Building
- Belize City Supreme Court in Security Thread

Back:


- Belize City Peninsula and Haulover Creek,
- Supreme Court Building, Belize City
- St. John's Cathedral, Belize City
- Map of Belize



\$5: Security Features

Look - The below features can be seen with the naked eyes



- **Watermark and Electrotape** - Hold the note up to the light to reveal the portrait watermark. The highlight numeral will correspond to the value of the banknote.
- **See-through feature** - The banknote denomination and Mayan numeral are printed half on the front and half on the back. When you hold the note up to the light the image completes in perfect register



\$5: Security Features Cont'd

Feel - The below features can be felt with your fingers:


- Cotton banknote paper feels different to commercial paper. The new design may feel slightly different to previous series.
- **Raised Print** - Run your fingers over the portrait and text on the front of the note. The text should feel raised against the surface
- **Tactile Bars** - Run your fingers over the edges on the front of the notes to feel the tactile bars



\$5: Security Features Cont'd

Tilt - The below features can be seen when tilted:



- **LIFT:** Tilt the banknote to see the denomination numeral only visible when viewed at an oblique angle
- **Pure Image thread:** Tilt the banknote to see the pulsating movement of the Supreme Court The numeral denomination rainbows in colour when tilted.



\$5: Security Features Cont'd

Check - The below features can be checked with a tool:

- **Microtext** - Using a magnifier look for the microtext
- **UV light** - Areas of the note light up in distinctly different colours when viewed under UV light.



\$10: Design & Theme

Predominant colour: Green

Theme: Birds of Belize

Front:

- Portrait: Hon. Philip Goldson
- Green Heron
- Scarlet Macaw & Keel-Billed Toucan on holographic stripe

Back


- Keel-Billed Toucan
- Long-Billed Hermit Hummingbird
- Scaly-Breasted Hummingbird
- Keel-Billed Toucan in security thread



\$10: Security Features

Look - The below features can be seen with the naked eyes


- **Watermark and Electrotpe** - Hold the note up to the light to reveal the portrait watermark. The highlight numeral will correspond to the value of the banknote.
- **See-through feature** - The banknote denomination and Mayan numeral are printed half on the front and half on the back. When you hold the note up to the light the image completes in perfect register



\$10: Security Features Cont'd

Feel - The below features can be felt with your fingers:

- Cotton banknote paper feels different to commercial paper. The new design may feel slightly different to previous series.
- **Raised Print** - Run your fingers over the portrait and text on the front of the note. The text should feel raised against the surface
- **Tactile Bars** - Run your fingers over the edges on the front of the notes to feel the tactile bars



\$10: Security Features Cont'd

Tilt - The below features can be seen when tilted:

- **LIFT:** Tilt the banknote to see the denomination numeral only visible when viewed at an oblique angle
- **Holographic stripe:** Tilt the banknote to see the Keel Billed Toucan, Scarlet Macaw and the rolling rainbow effect towards the centre of the stripe highlighting the \$10 denomination



\$10 - Tilt

- **Security thread:** Turn to the reverse and tilt the banknote to see the colour changing security thread.
- The colour changes from Green to Red and you will see a pulsing effect to the Keel-Billed Toucan alongside the 10 numeral



\$10: Security Features Cont'd

Check - The below features can be checked with a tool:

- **Microtext** - Using a magnifier look for the microtext
- **UV light** - Areas of the note light up in distinctly different colours when viewed under UV light.



\$20: Design & Theme

Predominant colour: Yellow/orange

Theme: Belize's jungle life

Front:

- Portrait: Rt. Hon. George Cadle Price
- Baird's Tapir
- Blue Morpho Butterfly on holographic stripe



Back:

- Jaguar
- Green Iguana
- Jaguar in security thread
- Map of Belize



\$20: Security Features

Look - The below features can be seen with the naked eyes


- **Watermark and Electrotpe** - Hold the note up to the light to reveal the portrait watermark. The highlight numeral will correspond to the value of the banknote.
- **See-through feature** - The banknote denomination and Mayan numeral are printed half on the front and half on the back. When you hold the note up to the light the image completes in perfect register



\$20: Security Features Cont'd

Feel - The below features can be felt with your fingers:

- Cotton banknote paper feels different to commercial paper. The new design may feel slightly different to previous series.
- **Raised Print** - Run your fingers over the portrait and text on the front of the note. The text should feel raised against the surface
- **Tactile Bars** - Run your fingers over the edges on the front of the notes to feel the tactile bars



\$20: Security Features Cont'd

Tilt - The below features can be seen when tilted:

- **LIFT:** Tilt the banknote to see the denomination numeral only visible when viewed at an oblique angle
- **Holographic stripe:** Tilt the banknote to see the Keel Billed Toucan, Blue Morpho Butterfly and the rolling rainbow effect towards the centre of the stripe highlighting the \$20 denomination



\$20 - Tilt

- **Security thread:** Turn to the reverse and tilt the banknote to see the colour changing security thread.
- The colour changes from Green to Red and you will see a pulsing effect to the Jaguar head alongside the 20 numeral.



\$20: Security Features Cont'd

Check - The below features can be checked with a tool:

- **Microtext** - Using a magnifier look for the microtext reading
- **UV light** - Areas of the note light up in distinctly different colours when viewed under UV light.



\$50: Design & Theme

Predominant colour: Pink/purple

Theme: Archaeological attractions of Belize

Front:

- Portrait: Hon. Philip Goldson
- Mask Temple, Lamanai
- Mask Temple, Lamanai in holographic stripe

Back:

- Top of Caana, Caracol
- Xunantunich Maya Ruin
- Segment of the Xunantunich West Frieze
- Mayan mask image in security thread
- Map of Belize



\$50: Security Features

Look - The below features can be seen with the naked eyes


- **Watermark and Electrotpe** - Hold the note up to the light to reveal the portrait watermark. The highlight numeral will correspond to the value of the banknote.
- **See-through feature** - The banknote denomination and Mayan numeral are printed half on the front and half on the back. When you hold the note up to the light the image completes in perfect register



\$50: Security Features Cont'd

Feel - The below features can be felt with your fingers:

- Cotton banknote paper feels different to commercial paper. The new design may feel slightly different to previous series.
- **Raised Print** - Run your fingers over the portrait and text on the front of the note. The text should feel raised against the surface
- **Tactile Bars** - Run your fingers over the edges on the front of the notes to feel the tactile bars



\$50: Security Features Cont'd

Tilt - The below features can be seen when tilted:

- **LIFT:** Tilt the banknote to see the denomination numeral only visible when viewed at an oblique angle
- **Holographic stripe:** Tilt the banknote to see the Keel Billed Toucan, Masked Temple and the rolling rainbow effect towards the centre of the stripe highlighting the \$50 denomination



\$50: Security Features Cont'd

Tilt - The below features can be seen when tilted:

- **Security thread:** Turn to the reverse and tilt the banknote to see the colour changing security thread.
- The colour changes from Green to Blue and you will see a pulsing effect to the Mayan head alongside the 50 numeral.



\$50: Security Features Cont'd

Check - The below features can be checked with a tool:

- **Microtext** - Using a magnifier look for the microtext reading
- **UV light** - Areas of the note light up in distinctly different colours when viewed under UV light.



\$100: Design & Theme

Predominant colour: Blue

Theme: Marine attractions & aquatic life of Belize

Front:

- Portrait: Rt. Hon. George Cadle Price
- Queen Triggerfish
- Hawksbill Sea Turtle on holographic stripe

Back:

- Hawksbill Sea Turtle
- Great Blue Hole image
- Nurse Shark with pair of French Angelfish
- Grooved Brain Coral
- Long snout/Slender Seahorse in security thread
- Map of Belize



\$100: Security Features

Look - The below features can be seen with the naked eyes


- **Watermark and Electrotpe** - Hold the note up to the light to reveal the portrait watermark. The highlight numeral will correspond to the value of the banknote.
- **See-through feature** - The banknote denomination and Mayan numeral are printed half on the front and half on the back. When you hold the note up to the light the image completes in perfect register



\$100: Security Features Cont'd

Feel - The below features can be felt with your fingers:

- Cotton banknote paper feels different to commercial paper. The new design may feel slightly different to previous series.
- **Raised Print** - Run your fingers over the portrait and text on the front of the note. The text should feel raised against the surface
- **Tactile Bars** - Run your fingers over the edges on the front of the notes to feel the tactile bars



\$100: Security Features Cont'd

Tilt - The below features can be seen when tilted:

- **LIFT:** Tilt the banknote to see the denomination numeral only visible when viewed at an oblique angle
- **Holographic stripe:** Tilt the banknote to see the Keel Billed Toucan, Masked Temple and the rolling rainbow effect towards the centre of the stripe highlighting the \$100 denomination



\$100 - Tilt

- **Security thread:** Turn to the reverse and tilt the banknote to see the colour changing security thread.
- The colour changes from Green to Blue and you will see a pulsing effect to the Seahorse alongside the 100 numeral.



\$100: Security Features Cont'd

Check - The below features can be checked with a tool:

- **Microtext** - Using a magnifier look for the microtext reading
- **UV light** - Areas of the note light up in distinctly different colours when viewed under UV light.



Final Word

- Counterfeiting is a permanent threat, but prominent security features assist in early detection of counterfeits.
- If you receive a note you suspect to be counterfeit pass it immediately to your superiors at work, or to the Police
- Remember it is illegal to use or pass on counterfeits!

Central Bank of Belize

Gabourel Lane

P.O. Box 852

www.centralbank.org.bz

info@centralbank.org.bz

Have questions?

Contact:

E: currencymanagement@centralbank.org.bz

T: (501)223-6194, ext. 213 or 250

W: centralbank.org.bz

