



CENTRAL BANK
of BELIZE

People Focused. Purpose Driven

Know Your Money: Belize's 2025 Banknote Series



New Look, Same Value!



Agenda

1. New Belize Banknotes
2. Overview of banknote production
3. Designing banknotes for the visually impaired
4. How to handle your new banknotes
5. How to authenticate your new banknotes




New Belize Banknotes

Belize's new banknotes:

- Celebrates Belize's heritage
- Introduces enhanced security features
- Introduces improvements for the visually impaired
- Maintains the same value as current series



New Belize Banknotes






New Belize Banknotes



New Belize Banknotes

Belize banknotes all contain:

- Central Bank of Belize title
- Denomination
- Legal tender statement
- Signatures
- Serial numbers
- Front – National hero
- Reverse – Cultural themes
- National symbols
- Unique colour



Designing for the Visually Impaired

Banknote sizing

- Varying sizes
- Not always practical
- Impact on machines?

Large clear numerals

- Prominent position
- Same position
- Positive and negative



Distinct colours

- Contrasting warm and cold
- Opposite on colour wheel
- Avoid number confusion

Tactility

- Raised inks
- Tactile feature
- Durable



Handling Your New Belize Banknotes

New banknotes may feel slightly different to previous series due to the design but can be handled just as easily.

Always check and count carefully when giving or receiving banknotes

Please treat your banknotes with respect – Don't tear, staple or write on your banknotes!







How to Authenticate Your New Belize Banknotes

LOOK

FEEL

TILT

CHECK





Authenticating Your New Banknotes

Top tips:

Look closely at the banknote

- Hold up to the light
- Look for the watermark
- Hide and reveal numeral
- Crisp, clear printing

Feel the banknote

- Cotton paper feels different to commercial wood paper
- Raised print
- Tactile features

Tilt and move the banknote around

- Security threads with colour changing effects and movement
- Holographic stripes on high denominations

Check the banknotes carefully

- Use UV lamps and magnifying lenses wherever possible

Compare with a banknote you know to be genuine



\$2 – Front and Back

Predominant colour: Purple

Theme: Waterfalls and rivers of Belize

Front:

Portrait: Hon. Philip Goldson

Antelope Waterfall, Mayflower Bocawina National Park.

Black Orchid in the Security thread

Back:

Sapodilla Waterfall, Elijio Panti National Park

1000 Foot Falls

Map of Belize






\$2 - Look

Watermark and Electrotpe - Hold the note up to the light to reveal the portrait watermark. The highlight numeral will correspond to the value of the banknote.

See-through feature - The banknote denomination and Mayan numeral are printed half on the front and half on the back. When you hold the note up to the light the image completes in perfect register






\$2 - Feel

Cotton banknote paper feels different to commercial paper. The new design may feel slightly different to previous series.

Raised Print - Run your fingers over the portrait and text on the front of the note. The text should feel raised against the surface

Tactile Bars - Run your fingers over the edges on the front of the notes to feel the tactile bars



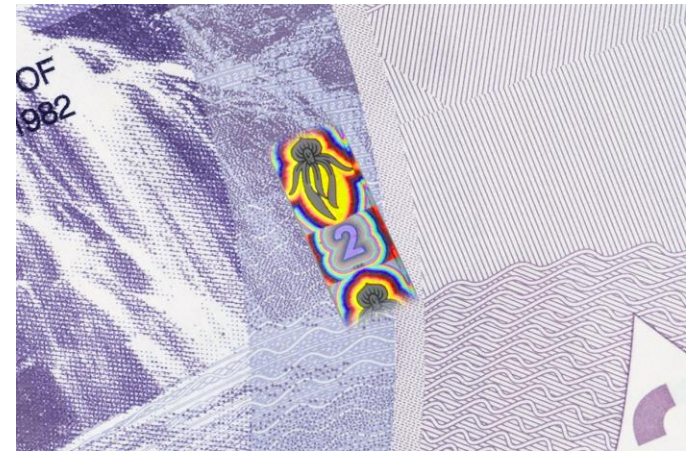


\$2 - Tilt

LIFT: Tilt the banknote to see the denomination numeral only visible when viewed at an oblique angle

Pure Image thread:

Tilt the banknote to see the pulsating movement of the Orchid
The numeral denomination rainbows in colour when tilted.






\$2 - Check

Microtext - Using a magnifier look for the microtext reading

UV light - Areas of the note light up in distinctly different colours when viewed under UV light.





\$5 – Front and Back

Predominant colour: Red

Theme: Historical buildings of Belize

Front:

Portrait: Rt. Hon. George Cadle Price

National Assembly Building

Belize City Supreme Court in Security Thread

Back:

Belize City Peninsula and Haulover Creek,

Supreme Court Building, Belize City

St. John's Cathedral, Belize City

Map of Belize






\$5 - Look

Watermark and Electrotpe - Hold the note up to the light to reveal the portrait watermark. The highlight numeral will correspond to the value of the banknote.

See-through feature - The banknote denomination and Mayan numeral are printed half on the front and half on the back. When you hold the note up to the light the image completes in perfect register







\$5 - Feel

Cotton banknote paper feels different to commercial paper. The new design may feel slightly different to previous series.

Raised Print - Run your fingers over the portrait and text on the front of the note. The text should feel raised against the surface

Tactile Bars - Run your fingers over the edges on the front of the notes to feel the tactile bars






\$5 - Tilt

LIFT: Tilt the banknote to see the denomination numeral only visible when viewed at an oblique angle

Pure Image thread: Tilt the banknote to see the pulsating movement of the Supreme Court
The numeral denomination rainbows in colour when tilted.





UV light - Areas of the note light up in distinctly different colours when viewed under UV light.





\$10 – Front and Back

Predominant colour: Green

Theme: Birds of Belize

Front:

Portrait: Hon. Philip Goldson

Green Heron

Scarlet Macaw on holographic stripe

Back

Keel-Billed Toucan

Long-Billed Hermit Hummingbird

Scaly-Breasted Hummingbird

Keel-Billed Toucan in security thread

Map of Belize





\$10 - Look

Watermark and Electrotpe - Hold the note up to the light to reveal the portrait watermark. The highlight numeral will correspond to the value of the banknote.

See-through feature - The banknote denomination and Mayan numeral are printed half on the front and half on the back. When you hold the note up to the light the image completes in perfect register






\$10 - Feel

Cotton banknote paper feels different to commercial paper. The new design may feel slightly different to previous series.

Raised Print - Run your fingers over the portrait and text on the front of the note. The text should feel raised against the surface

Tactile Bars - Run your fingers over the edges on the front of the notes to feel the tactile bars





\$10 - Tilt

LIFT: Tilt the banknote to see the denomination numeral only visible when viewed at an oblique angle

Holographic stripe: Tilt the banknote to see the Keel Billed Toucan, Scarlet Macaw and the rolling rainbow effect towards the centre of the stripe highlighting the \$10 denomination





\$10 - Tilt

Security thread: Turn to the reverse and tilt the banknote to see the colour changing security thread.

The colour changes from Green to Red and you will see a pulsing effect to the Keel-Billed Toucan alongside the 10 numeral





\$10 - Check

Microtext - Using a magnifier look for the microtext

UV light - Areas of the note light up in distinctly different colours when viewed under UV light.





\$20 – Front and Back

Predominant colour: Yellow/orange

Theme: Belize's jungle life

Front:

Portrait: Rt. Hon. George Cadle Price

Baird's Tapir

Blue Morpho Butterfly on holographic stripe

Back:

Jaguar

Green Iguana

Jaguar in security thread

Map of Belize





\$20 - Look

Watermark and Electrotpe - Hold the note up to the light to reveal the portrait watermark. The highlight numeral will correspond to the value of the banknote.

See-through feature - The banknote denomination and Mayan numeral are printed half on the front and half on the back. When you hold the note up to the light the image completes in perfect register






\$20 - Feel

Cotton banknote paper feels different to commercial paper. The new design may feel slightly different to previous series.

Raised Print - Run your fingers over the portrait and text on the front of the note. The text should feel raised against the surface

Tactile Bars - Run your fingers over the edges on the front of the notes to feel the tactile bars





\$20 - Tilt

LIFT: Tilt the banknote to see the denomination numeral only visible when viewed at an oblique angle

Holographic stripe: Tilt the banknote to see the Keel Billed Toucan, Blue Morpho Butterfly and the rolling rainbow effect towards the centre of the stripe highlighting the \$20 denomination



\$20 - Tilt

Security thread: Turn to the reverse and tilt the banknote to see the colour changing security thread.

The colour changes from Green to Red and you will see a pulsing effect to the Jaguar head alongside the 20 numeral.





\$20 - Check

Microtext - Using a magnifier look for the microtext reading

UV light - Areas of the note light up in distinctly different colours when viewed under UV light.





\$50 – Front and Back

Predominant colour: Pink/purple

Theme: Archaeological attractions of Belize

Front:

Portrait: Hon. Philip Goldson

Mask Temple, Lamanai

Mask Temple, Lamanai in holographic stripe

Back:

Top of Caana, Caracol

Xunantunich Maya Ruin

Segment of the Xunantunich West Frieze

Mayan mask image in security thread

Map of Belize






\$50 - Look

Watermark and Electrotpe - Hold the note up to the light to reveal the portrait watermark. The highlight numeral will correspond to the value of the banknote.

See-through feature - The banknote denomination and Mayan numeral are printed half on the front and half on the back. When you hold the note up to the light the image completes in perfect register






\$50 - Feel

Cotton banknote paper feels different to commercial paper. The new design may feel slightly different to previous series.

Raised Print - Run your fingers over the portrait and text on the front of the note. The text should feel raised against the surface

Tactile Bars - Run your fingers over the edges on the front of the notes to feel the tactile bars





\$50 - Tilt

LIFT: Tilt the banknote to see the denomination numeral only visible when viewed at an oblique angle

Holographic stripe: Tilt the banknote to see the Keel Billed Toucan, Masked Temple and the rolling rainbow effect towards the centre of the stripe highlighting the \$50 denomination





\$50 - Tilt

Security thread: Turn to the reverse and tilt the banknote to see the colour changing security thread.

The colour changes from Green to Blue and you will see a pulsing effect to the Mayan head alongside the 50 numeral.





\$50 - Check

Microtext - Using a magnifier look for the microtext reading

UV light - Areas of the note light up in distinctly different colours when viewed under UV light.





\$100 – Front and Back

Predominant colour: Blue

Theme: Marine attractions & aquatic life of Belize

Front:

Portrait: Rt. Hon. George Cadle Price

Queen Triggerfish

Hawksbill Sea Turtle on holographic stripe

Back:

Hawksbill Sea Turtle

Great Blue Hole image

Nurse Shark with pair of French Angelfish

Grooved Brain Coral

Longsnout/Slender Seahorse in security thread

Map of Belize





\$100 - Look

Watermark and Electrotpe - Hold the note up to the light to reveal the portrait watermark. The highlight numeral will correspond to the value of the banknote.



See-through feature - The banknote denomination and Mayan numeral are printed half on the front and half on the back. When you hold the note up to the light the image completes in perfect register






\$100 - Feel

Cotton banknote paper feels different to commercial paper. The new design may feel slightly different to previous series.

Raised Print - Run your fingers over the portrait and text on the front of the note. The text should feel raised against the surface

Tactile Bars - Run your fingers over the edges on the front of the notes to feel the tactile bars





\$100 - Tilt

LIFT: Tilt the banknote to see the denomination numeral only visible when viewed at an oblique angle

Holographic stripe: Tilt the banknote to see the Keel Billed Toucan, Hawksbill Sea Turtle and the rolling rainbow effect towards the centre of the stripe highlighting the \$100 denomination





\$100 - Tilt

Security thread: Turn to the reverse and tilt the banknote to see the colour changing security thread.

The colour changes from Green to Blue and you will see a pulsing effect to the Seahorse alongside the 100 numeral.





\$100 - Check

Microtext - Using a magnifier look for the microtext reading

UV light - Areas of the note light up in distinctly different colours when viewed under UV light.





Final Word

Counterfeiting is a permanent threat, but prominent security features assist in early detection of counterfeits.

If you receive a note you suspect to be counterfeit pass it immediately to your superiors at work, or to the Police

Remember it is illegal to use or pass on counterfeits!

Central Bank of Belize
Gabourel Lane
P.O. Box 852
www.centralbank.org.bz
info@centralbank.org.bz

Have questions?

Contact:

E: currencymanagement@centralbank.org.bz

T: (501)223-6194, ext. 213 or 250

W: centralbank.org.bz

