


Tactile marks: Feel the left side of the note. The raised printed bars allow recollection of the banknote by the visually impaired.



Holographic stripe: Tilt the banknote to see the rolling rainbow effect towards the centre of the stripe highlighting the numeral denomination of the banknote.



Intaglio: Feel the raised print over the wording and the portrait on the banknote.



Ignite thread: Tilt the banknote to see the colourshift and dynamic movement effects of the thread. Green to red for the \$20 and green to blue for \$50 & \$100.

BELIZE'S NEW BANKNOTE SERIES NEW LOOK, SAME VALUE

The new family of banknotes celebrates our nation's heritage while introducing enhanced security features to ensure the integrity of our currency.

Central Bank of Belize
Gabourel Lane
P.O. Box 852
www.centralbank.org.bz | info@centralbank.org.bz




CENTRAL BANK
of BELIZE

Look Feel Tilt




Pure Image thread: Tilt the banknote to see the movement of the orchid for the \$2 and the clock tower for the \$5. The numeral denomination of the note colourshifts when tilted.



See Through: Look at the perfect see-through register on the front and back of the banknote which becomes the complete numeral denomination of the banknotes when held up to the light.




Lift: Tilt the banknote to see the numeral denomination that is only visible when viewed at an oblique angle looking towards a strong light.



Watermark & electrotpe: Look at the portrait and numeral denomination of the banknote which are only visible in transmission when the banknote is held up to the light.




Look



See Through:
Look at the perfect see-through register on the front and back of the banknote which becomes the complete numeral denomination of the banknotes when held up to the light.




Watermark & electrotpe:
Look at the portrait and numeral denomination of the banknote which are only visible in transmission when the banknote is held up to the light.



Feel




Tactile marks:
Feel the left side of the note. The raised printed bars allow recollection of the banknote by the visually impaired.



Intaglio:
Feel the raised print over the wording and the portrait on the banknote.



Tilt



\$2 & \$5 Pure Image thread:
Tilt the banknote to see the movement of the orchid for the \$2 and the clock tower for the \$5. The numeral denomination of the note colourshifts when tilted.



Lift:
Tilt the banknote to see the numeral denomination that is only visible when viewed at an oblique angle looking towards a strong light.



\$10, \$20, \$50 & \$100 Holographic stripe:
Tilt the banknote to see the rolling rainbow effect towards the centre of the stripe highlighting the numeral denomination of the banknote.



Ignite thread:
Tilt the banknote to see the colourshift and dynamic movement effects of the thread. Green to red for the \$20 and green to blue for \$50 & \$100.